


ES EMTEKSELECT

DESIGNED TO BE PERSONALIZED



Mix-Match Style & Finish
for stems and bar pulls:

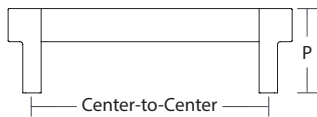
- ① **Select** Your Size
- ② **Select** Your Stem Finish
- ③ **Select** Your Bar Pull Design and Finish



SIZE EXPANSION! SELECT CABINET PULL



SELECT CABINET PULL					Stem	Bar Pull
Product Code	C-to-C	Stem	Projection (P)	Overall		
84052	3 1/2"	2	1 3/8"	4 1/4"	 <p>RECTANGULAR (REC)</p>	 <p>KNURLED (KN)</p>
84053	4"	2	1 3/8"	4 3/4"		
84054	5"	2	1 3/8"	5 3/4"		
84055	6"	2	1 3/8"	6 3/4"		
84056	8"	2	1 3/8"	8 3/4"		
84057	10"	2	1 3/8"	10 3/4"		
84058	12"	2	1 3/8"	12 3/4"		
New Sizes!						
84059	16"	3	1 3/8"	16 3/4"		
84060	20"	3	1 3/8"	20 3/4"		
84061	24"	3	1 3/8"	24 3/4"		



FINISH OPTIONS FOR STEM AND BAR PULL							STEM AND BAR PULL WILL BE PERMANENTLY AFFIXED.
							
Satin Brass (US4)	Oil Rubbed Bronze (US10B)	Polished Nickel (US14)	Satin Nickel (US15)	Flat Black (US19)	Polished Chrome (US26)	Satin Copper (SCU)	

To order:

84059 . RECUS4 . KNUS19
 Product Code (Center-to-Center) + Stem (Style/Finish) + Bar Pull (Style/Finish)

EMTEK®